






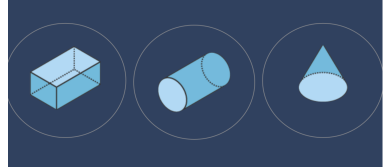


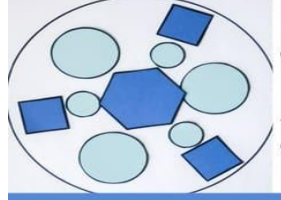




# Merrylands East Public School

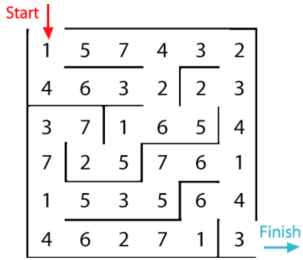


## Stage 1 – Year 2 (Miss T Babic, Miss R Cowan, Mrs A Lee) Unit of Work (2 weeks)

Monday 11th October to Friday 22nd October (Week 2 and 3, Term 4)

	Monday 11th October	Tuesday 12th October	Wednesday 13th October	Thursday 14th October	Friday 15th October
<b>Wellbeing Task</b>	Think about what you did over the weekend that made you feel good.	How is the weather outside today? Go out for a walk to get some sun and move your body!	Today is National Train Your Brain Day! Let's use our brain extra hard today.	Did you know today is National Dessert day? What is your favourite dessert?	Have a dance party with some of your family members. What moves can you do?
<b>Morning 8am-10am</b>	<p><b>Singing</b> - My Island Home  <a href="https://youtu.be/8Zh3U-8rX5l">https://youtu.be/8Zh3U-8rX5l</a>                      (If possible).</p> <p><b>English</b>  <u>Reading &amp; Viewing</u>                      Listen to the story <i>John Brown, Rose and the Midnight Cat</i>  <a href="https://www.youtube.com/watch?v=ao3Ujp8aruQ">https://www.youtube.com/watch?v=ao3Ujp8aruQ</a> (If possible).</p>  <p><u>Speaking &amp; Listening</u>                      Tell someone what you think about the following</p>	<p><b>Singing</b> - Stand By You  <a href="https://www.youtube.com/watch?v=B3blT1IRafU">https://www.youtube.com/watch?v=B3blT1IRafU</a> (If possible).</p> <p><b>English</b>  <u>Reading &amp; Viewing</u>                      Listen to the story <i>John Brown, Rose and the Midnight Cat</i></p> <p><u>Speaking &amp; Listening</u>                      Rose put out some milk for the midnight cat but John Brown tipped it out. Why do you think John Brown did this? Tell someone your ideas.</p> <p><u>Writing</u>                      For each of the events below write down:</p> <ul style="list-style-type: none"> <li>- What is happening in this part of the story?</li> <li>- How is John Brown feeling here?</li> <li>- Why was he feeling like that?</li> </ul> <p><u>Event 1:</u> Rose saw the midnight cat in the garden.</p>	<p><b>Singing</b> - Try Everything  <a href="https://www.youtube.com/watch?v=jpqV3dzYOgk">https://www.youtube.com/watch?v=jpqV3dzYOgk</a> (if possible).</p> <p><b>English</b>  <u>Reading &amp; Viewing</u>                      Listen to the story <i>John Brown, Rose and the Midnight Cat</i></p> <p><u>Speaking &amp; Listening</u>                      What do you think John Brown thought of the midnight cat? Give your reasons. Did it change throughout the story? Tell someone your ideas.</p> <p><u>Writing</u>                      John Brown wrote his thoughts and feelings about the midnight cat in his diary. What do you think he wrote? Pretend you are John Brown and write a diary entry about how you might feel about the midnight cat.</p> 	<p><b>Singing</b> - The Climb  <a href="https://youtu.be/PpAEncw-H5Q">https://youtu.be/PpAEncw-H5Q</a>                      (If possible).</p> <p><b>English</b>  <u>Reading &amp; Viewing</u>                      Listen to the story <i>John Brown, Rose and the Midnight Cat</i></p> <p><u>Speaking &amp; Listening</u>                      Tell someone what the author means when she describes the cat's eyes as being <i>like lamps</i>.</p> <p><u>Writing</u>                      The author used a <b>simile</b>. This is when we say something is <i>like</i> something else. Are there other things we could compare the cat's eyes to. Start your sentence by writing 'The cat's eyes are like...' and see what you come up with.</p>	<p><b>Singing</b> - Part of Your World  <a href="https://youtu.be/wP6ri6ErlEw">https://youtu.be/wP6ri6ErlEw</a>                      (If possible).</p> <p><b>English</b>  <u>Reading &amp; Viewing</u>                      Listen to the story <i>John Brown, Rose and the Midnight Cat</i></p> <p><u>Speaking &amp; Listening</u>                      Have you ever felt like John Brown before? Tell someone what emotion John Brown was feeling and explain a time where you may have felt similar.</p> <p><u>Writing</u>                      Comment on the decision John Brown makes towards the end of the story.. What is the impact of this decision? What does he learn?</p> <p><u>Spelling/grammar</u>                      Practise your spelling words.</p>

<p>statement: "We can be friends with anything and anyone". Do you agree or disagree?</p> <p><u>Writing</u> What is the big message that the book is telling us? What does the story teach us about behaviour between friends?</p> <p><u>Spelling/grammar</u> Practise saying and writing these words:</p> <table border="1" data-bbox="219 528 573 836"> <thead> <tr> <th>List 1</th> <th>List 2</th> </tr> </thead> <tbody> <tr> <td>bear bunny fox kangaroo monkey puppy spider</td> <td>jealous excited disappointed curious furious terrified sorrowful</td> </tr> </tbody> </table> <p>These 3 words come from the story: company / shadow / tipped</p> <p>Write <b>THREE</b> sentences using one word in each.</p> <p><u>Reading:</u> Find a book on the PM reader site and read it (if possible).</p>	List 1	List 2	bear bunny fox kangaroo monkey puppy spider	jealous excited disappointed curious furious terrified sorrowful	<p><u>Event 2:</u> Rose liked the midnight cat. She wanted to let him in but John Brown wouldn't let the cat in.</p> <p><u>Spelling/grammar</u> Practise your spelling words. Spell them out loud.</p> <p>What do you notice about <b>List 1</b> of the spelling words? Choose four words from <b>List 1</b> and use it in a sentence.</p> <p><u>Handwriting</u> Copy the poem below in your neatest handwriting. The title is <i>Cat</i>.</p> <p style="text-align: center;"><i>Cat</i></p> <p style="text-align: center;"><i>Look, there is a cat. Is it chasing a rat? Maybe looking for a hat? No. It wants to chat. Hello there, Mr Kitty Cat!</i></p> <p><u>Reading</u> Find a book on the PM reader site and read it. Then, send a recording to your teacher on Seesaw (if possible).</p> 	<p><u>Spelling/grammar</u> What do you notice about your <b>List 2</b> of spelling words?</p> <p>Choose four words from <b>List 2</b> and use it in a sentence.</p> <p>Practise writing your spelling words. Spell them out loud too.</p> <p><u>Reading</u> Find a book on the PM reader site and read it (if possible).</p>	<p>Watch the video below to learn more about similes <a href="https://www.youtube.com/watch?v=pm6zt24w0qU">https://www.youtube.com/watch?v=pm6zt24w0qU</a> (if possible). After watching the video, have you thought of some similes you have used before without realising? Write these down.</p> <p><u>Spelling/grammar</u> Practise writing your spelling words. Choose one word from <b>List 1</b> and one word from <b>List 2</b> and write a sentence. Both words must be used in the same sentence.</p> <p><u>Handwriting</u> Copy the song below in your neatest handwriting. The title is <i>The Respect Song</i>.</p> <p style="text-align: center;"><i>The Respect Song</i></p> <p style="text-align: center;"><i>Stop and think, stop and think Before you speak Before you act The words we say and how we act Cannot be taken back Show respect Show respect!</i></p> <p><u>Reading</u> Find a book on the PM reader site and read it. Then, send a recording to your teacher on Seesaw (if possible).</p> 	<p>Spell them out loud. Ask someone in your family to read you a word and see if you can spell it out loud without looking.</p> <p>Brainstorm words that have these sounds. Draw pictures to go with your words.</p> <p style="text-align: center;"><b>'ast' / 'ost'</b></p> <p><u>Reading</u> Find a book on the PM reader site and read it (if possible).</p>
List 1	List 2							
bear bunny fox kangaroo monkey puppy spider	jealous excited disappointed curious furious terrified sorrowful							

Break	Recess	Recess	Recess	Recess	Recess
<b>Middle</b> <b>10:30am</b>	<b>Mathematics: Number Talk</b>  Organise the robots into equal groups. How many groups do you have? How many robots are there in total?  <b>Investigation: Addition</b> In this maze (see resource page) there are lots of numbers. To get from start to finish you must add all the numbers that you pass. You cannot go through a number you have already gone past. Can you find a way through in which the numbers add to exactly 100?	<b>Mathematics: Number Talk</b> <b>5, 10, 20, 40, 80, 160</b> What do you know about these numbers? Write down at least four facts for each number? What do you notice? Can you see a pattern? <b>Investigation: Data</b> Look at the following data that was recorded from a survey about pets.  Out of 15 people, 9 people have pets and 6 do not. Of the 9 people who have pets, 5 have 1 pet, 2 have 2 pets and 2 have 3 or more pets. Using this data, draw some pictures to show how it could be represented. Record some sentences using the words more than or less than E.g. There are more people who own pets than those who do not own pets. <b>Mathletics: Complete 1-2 tasks</b>	<b>Mathematics: Number Talk</b>  Which of these three shapes are most alike? Explain why. <b>Investigation: 3D Shapes</b> Watch this video to learn about 3D Shapes. <a href="https://youtu.be/6r_-1qJe-JE">https://youtu.be/6r_-1qJe-JE</a> <a href="https://youtu.be/ZnZYK83utu0">https://youtu.be/ZnZYK83utu0</a> (If possible). Draw 4 different 3D Shapes and label them. What do you know about your shapes? E.g. name of the shape, curved surface, flat surface ... Use this video to help you draw some 3D Shapes <a href="https://youtu.be/XJ1A5io8vc">https://youtu.be/XJ1A5io8vc</a> (If possible). <b>Challenge:</b> Go on a 3D shape hunt around your home. What shapes did you find. Write a list and draw what they look like. <b>Mathletics: Complete 1-2 tasks</b>	<b>Mathematics: Number Talk</b> $\_ \_ + 23 = 7 \_$ What could the missing numbers be? Record all of the possibilities.  <b>Investigation: Addition/ Multiplication Handfuls Game</b> Collect some small items from home and place them in a container e.g. pasta  Take a handful of these items and hold them in your hand. Guess how many you think you're holding. Record your estimate in your book. Describe what that collection might look like to someone (e.g. 4 groups of 3) Organise your collection so that anyone walking by can determine how many items there are by looking and thinking.	<b>Mathematics: Number Talk</b>   These snowflakes are made from different 2D shapes. What 2D shapes can you see? How many 2D shapes are there in each snowflake? <b>Investigation: Addition/ Multiplication Magic Plant</b>  On Monday at 9am the magic plant was 2 centimetres tall.  Every 24 hours the plant doubled in height.  How tall was the

	 <p>What is the lowest number you can make going through the maze? (see resource page for enlarged maze)</p> <p><b>Challenge:</b> The game of 23. You will need two players Player 1 chooses a number from 1 to 4 e.g. 2 Player 2 adds a number from 1 to 4 with player 1's number e.g. <math>2 + 3 = 5</math> Player 1 adds a number from 1 to 4. E.g. <math>5 + 1 = 6</math> Keep taking turns until one player adds a number to equal 23. They are the winner.</p> <p><u>Mathletics: Complete 1-2 tasks from the 'to do' page of Mathletics</u></p>	<p>from the <u>'to do' page of Mathletics</u></p>	<p>from the <u>'to do' page of Mathletics</u></p>	 <p>Answer the questions: How many do you have altogether? How have you organised your collection? Did you have more or less than your estimation? Can you organise them differently? Would this make it easier to work out how many you have? Draw your favourite way of organising the collection. Repeat the activity a few times.</p>  <p><u>Mathletics: Complete 1-2 tasks from the 'to do' page of Mathletics</u></p>	<p>plant on Wednesday at 9am? Draw it</p> <p>How tall was the magic plant after 5 days? Draw it.</p> <p>How tall was the magic plant after 8 days? Draw it.</p> <p><u>Mathletics: Complete 1-2 tasks from the 'to do' page of Mathletics</u></p>
<p><b>Break 12:00</b></p>	<p>Water break/fruit</p>	<p>Water break/fruit</p>	<p>Water break/fruit</p>	<p>Water break/fruit</p>	<p>Water break/fruit</p>

Afternoon  
12-1:10pm

### Creative Arts

Meet the Painter Canaletto  
Canaletto, the Italian painter, created beautiful landscape paintings of Venice. In the video, you will learn about his famous artworks and how he created them.



Watch the Episode 35 Canaletto  
<https://iview.abc.net.au/video/ZW1163A035S00>

(If possible).  
Scaraboto is a sketch captured quickly with a pen and paper from different angles.

You can see more of Canaletto's paintings in the link below. Click the pictures to look at them closely. Tell someone what is going on in the images (paintings). Where do you think the places might be? What sort of buildings do you see? How are they different from the buildings in Sydney?

<https://www.nationalgallery.org.uk/artists/canaletto>

(If possible).

### PDHPE

#### Stay Active at Home

Follow the movements in the video and enjoy dancing with someone at home.



<https://www.youtube.com/watch?v=UQr79y06poU>

(If possible).

### Creative Arts

After watching Episode 35 Canaletto, now it's your turn to draw two scaraboto of the same view. Look out a window of your house and sketch what you see. You might see trees, grass or buildings. Choose something to sketch. Remember when sketching hold your pencil lightly.



Move to a different view. Draw your second sketch of what you see from your window. Which sketch do you like the

### HSIE

#### What's For Dinner

Nada and Mariam make 3 special dishes to create their family feast.



Watch the Episode, *At Nana And Mariam's Place*.

<https://iview.abc.net.au/video/CK1805V001S00> (If possible).

What kinds of dishes did they make? Were there any familiar dishes you've tried before? What ingredients did they prepare for their dishes? Can you name them in your home language if you have one?

Now it's your turn to share your special family recipe. Use the sheet in the resource page or click [here](#) to write your recipe and the reason why it is important to your family.



### PDHPE

#### Stay Active at Home

Follow the movements in the video and get your heart beating faster!



<https://vimeo.com/466504599>

(If possible).

#### Making a Self-Care Plan

TAKE CARE



OF YOURSELF

Taking care of yourself is important to keep your body, brain and heart healthy. You deserve to be happy and healthy, ALWAYS! Self-care makes you the best version of yourself. This means you can be a better helper to your family and friends.

Watch the video below and learn about how you can look after your mind and body.

### Science

#### Where do animals live in the bush?

Some animals live in the soil and leaf litter. Other animals live in and around water, some in rock crevices and on rock walls. Many animals make their homes in trees. The place an animal makes its home is called a *habitat*.



<https://www.youtube.com/watch?v=WM3cDL-KEOg>

(If possible).

What animals did you see? Where did they live? Can you find any animals living near you?






Draw the animals in the video and their habitats in the book and then label your pictures.



		best? Colour your favourite sketch to be the final artwork.		<a href="https://www.youtube.com/watch?v=_X55radTB-M">https://www.youtube.com/watch?v=_X55radTB-M</a> (if possible). After watching the video you can make your own self-care plan using the sheet in the resource page or click <a href="#">here</a> . Write your ideas of how you can take care of yourself in dot points.	
<b>End of day 1:15pm</b>	What did you enjoy most from today's learning?	Write one thing you learnt today.	Write one thing you're grateful for.	Write one thing you learnt today.	What did you enjoy most from today's learning?



# Monday 18th October to Friday 22nd October (Week 3, Term 4)

	Monday 18th October	Tuesday 19th October	Wednesday 20th October	Thursday 21st October	Friday 22nd October				
<b>Task</b>	Take some time today to clean up your study space and make sure you're organised!	Go for a walk to see the sun, move your body and get some exercise!	Did you know that today is National Youth Confidence Day? Be brave today and everyday.	Take some time today to do some research on reptiles for Reptile Awareness Day!	Did you know that today is National Colour Day? What is your favourite colour?				
<b>Morning</b>	<p><b>Singing</b> - A Million Dreams  <a href="https://youtu.be/Sr3X0DCXI-M">https://youtu.be/Sr3X0DCXI-M</a>                      (If possible).</p> <p><b>English</b>  <u>Reading &amp; Viewing</u>                      Listen to the story <i>The Girl Who Never Made Mistakes</i>.</p>  <p><a href="https://www.youtube.com/watch?v=RZASbhOMF-8">https://www.youtube.com/watch?v=RZASbhOMF-8</a>                      (If possible).</p> <p><u>Speaking &amp; Listening</u>                      Describe a mistake you've made and what you have learned because you never gave up. Share your ideas with someone at home.</p> <p><u>Writing</u>                      If you always wanted to be perfect and never make any mistakes what are some things you may miss out on? Think about the story and</p> 	<p><b>Singing</b> - You Raise Me Up  <a href="https://www.youtube.com/watch?v=ydo2pQ2p-cE">https://www.youtube.com/watch?v=ydo2pQ2p-cE</a>                      (If possible).</p> <p><b>English</b>  <u>Reading &amp; Viewing</u>                      Listen to the story <i>The Girl Who Never Made Mistakes</i>.</p> <p><u>Speaking &amp; Listening</u>                      Do you know anyone who has never made a mistake? Would it be easy to never make a mistake? Tell someone your thoughts.</p> <p><u>Writing</u>                      Write a list of reasons (3-4) of why mistakes are useful. Use this list to form a speech to share to other students who may think that mistakes are bad. Remember to make your speech engaging, have an introduction, middle and conclusion. Record yourself reading out your speech in a loud, clear voice and send it to your teacher on Seesaw!</p> 	<p><b>Singing</b> - Fight Song  <a href="https://www.youtube.com/watch?v=XbxNtPiCBK8">https://www.youtube.com/watch?v=XbxNtPiCBK8</a> (If possible).</p> <p><b>English</b>  <u>Reading &amp; Viewing</u>                      Listen to the story <i>The Girl Who Never Made Mistakes</i>.</p> <p><u>Speaking &amp; Listening</u>                      What did Beatrice do after she almost made a mistake? Is this a fixed mindset or growth mindset? What could she have done differently to have a growth mindset? Share your ideas with someone at home.</p> <p><u>Writing</u>                      Look at the page below from the story <i>The Girl Who Never Made Mistakes</i>.</p> 	<p><b>Singing</b> - How Far I'll Go  <a href="https://www.youtube.com/watch?v=DVhR15qMh3g">https://www.youtube.com/watch?v=DVhR15qMh3g</a> (If possible).</p> <p><b>English</b>  <u>Reading &amp; Viewing</u>                      Listen to the story <i>The Girl Who Never Made Mistakes</i>.</p> <p><u>Speaking &amp; Listening</u>                      Beatrice felt her stomach jumping around inside her before the talent show. What does that mean? Have you ever felt like that? Tell someone your thoughts.</p> <p><u>Writing</u>                      Have a look at the two pages below from the story <i>The Girl Who Never Made Mistakes</i>.</p>  <p>(See enlarged picture on resource page).</p> <p>Compare Carl and Beatrice. How are they different? Does</p>	<p><b>Singing</b> - I'm Still Standing  <a href="https://www.youtube.com/watch?v=tJJFA-ajf1Q">https://www.youtube.com/watch?v=tJJFA-ajf1Q</a> (If possible).</p> <p><b>English</b>  <u>Reading &amp; Viewing</u>                      Listen to the story <i>The Girl Who Never Made Mistakes</i>.</p> <p><u>Speaking &amp; Listening</u>                      What was Beatrice's first ever mistake? Tell someone at home.  <u>Writing</u>                      How did Beatrice change after making a mistake at the talent show?</p> <p>What type of mindset did she have before and then after? You can use a table like this to help organise your ideas. You may write in dot points.</p> <table border="1" data-bbox="1787 1094 2141 1308"> <thead> <tr> <th>Before making a mistake</th> <th>After making a mistake</th> </tr> </thead> <tbody> <tr> <td>• ...</td> <td>• ...</td> </tr> </tbody> </table>	Before making a mistake	After making a mistake	• ...	• ...
Before making a mistake	After making a mistake								
• ...	• ...								

what things Beatrice avoided.  
Write down your ideas.

Spelling/grammar

Practise saying and writing out the words below.

List 1	List 2
clapped grabbed stepped giggled filled dressed	chucked remembered watched laughed danced drew

These 3 words come from the story: **mistake / stunned / wobbled**

Write **THREE** sentences using one word in each.

Reading

Find a book on the PM reader site and read it (If possible).

Spelling/grammar

Practise saying and writing your spelling words. What do you notice about your spelling words this week?

Look at the spelling of the words in **List 1**. What do they all have in common?

Handwriting

Copy the poem below in your neatest handwriting. The title is *Past Tense Poem*.


Past Tense Poem

*If it happened long ago,  
If yesterday you hurt your toe.  
If you won first prize last week.  
It is past tense that you will speak.  
If last year you jumped a fence,  
you will write the verb in past tense.*

(See resource page for enlarged image).

Reading

Find a book on the PM reader site and read it (If possible).



Draw a thinking bubble like I have below and pretend you are Beatrice. Write down some thoughts and feelings she may be feeling at this point in the book.



(see enlarged picture on resource page).

Spelling/grammar

Practise saying and writing your spelling words. Your spelling words are all doing words that are called *verbs*.

Except for 'drew' they also all end in "ed" which means they are in *past tense*. This means they have already happened. Can you think of any other *past-tense verbs*?

this change after Beatrice makes her first mistake?  
Write down your ideas.

Spelling/grammar

Practise saying and writing out your spelling words. Write 3 sentences using at least one of your spelling words in each sentence.

Make your sentence longer and more interesting by adding more detail. For example, "I drew a picture" can be made better by adding more, "I drew a picture of my pet dragon and then I coloured it in!".

Handwriting

Copy the poem below in your neatest handwriting. The title is *Mistakes*.

Mistakes

*Make the best of it.  
I can learn from my mistakes!  
Stay positive!  
Take responsibility.  
Allow others to help you.  
Keep trying new things.  
Everyone makes mistakes!*

(See resource page for enlarged image).

Spelling/grammar

Practise your spelling words. Spell them out loud. Ask someone in your family to read you a word and see if you can spell it out loud without looking.











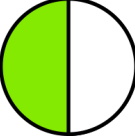
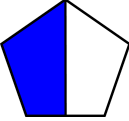
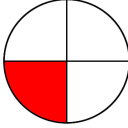

Brainstorm words that start with these sounds. Draw pictures to go with your words.

**'fr' / 'dr'**

Reading

Find a book on the PM reader site and read it (If possible).



			<p><u>E.g. jump becomes jumped</u></p> <p>Write a list and draw pictures to match the words.</p> <p><u>Reading</u> Find a book on the PM reader site and read it (If possible).</p>	<p>Do you know what type of poem this is? It starts with the letter A.</p> <p><u>Reading</u> Find a book on the PM reader site and read it. Then, send a recording to your teacher on Seesaw (If possible).</p> 	
<b>Break</b>	Water break/fruit	Water break/fruit	Water break/fruit	Water break/fruit	Water break/fruit
<b>Middle</b>	<p><b>Mathematics- Number Talk</b></p>    <p>What do you notice about the above images? Write down your thoughts.</p> <p><u>Investigation: Time</u></p>  <p>Create some cards with all of the days of the week, or you can print <a href="#">these</a> (do not use the holiday card)</p>	<p><b>Mathematics- Number Talk</b></p> <p style="text-align: center;"><b>37</b></p> <p>What do you know about the number 37? What does it look like on a tens frame? What is the place value of the 3 and 7? How could you make 37? Record <b>at least 5</b> facts about the number.</p> <p><u>Investigation: Number Sense</u></p>  <p>At a cafe there were some tables with 6 legs and some chairs with 4 legs. When all of the legs were counted there was a total of 54 legs.</p>	<p><b>Mathematics- Number Talk</b></p> <p><b>Collection 1:</b></p>  <p><b>Collection 2:</b></p>  <p>What do you notice about the two money collections? (see enlarged on resource page)</p> <p><u>Investigation: Place Value</u></p> <p><b>The place value game</b></p>  <p>Watch the video to learn how to play the place value game</p>	<p><b>Mathematics- Number Talk</b></p>  <p>How many spots are needed on the right side of the lady bug to match the left side? How do you know? What strategy did you use?</p> <p><u>Investigation: Symmetry</u></p> <p>When something is symmetrical, it is the same on both sides. A line can be drawn and the parts on each side could be folded to match. For example this top has one</p>	<p><b>Mathematics- Number Talk</b></p>     <p>Look at the pictures. What do you notice? Which one doesn't match? Explain why.</p> <p><u>Investigation: Fractions</u> Watch this video on fractions. Stop at 2 minutes <a href="https://youtu.be/362JVVvgYPE">https://youtu.be/362JVVvgYPE</a> (If possible)</p>

Line up the cards in the appropriate order starting with Sunday.  
 Answer these questions:  
 What day was yesterday?  
 What day is before Friday?  
 What day do we have a zoom lesson?

Watch this seasons video  
<https://youtu.be/061ePX3k-h>

[A](#) (If possible)

In Australia the year is divided up into spring, summer, autumn and winter.  
 What is the current month?  
 What is the current season?  
 Draw a picture that shows what the weather and environment is like in this season.

**Challenge:** Answers these questions:  
 How many seconds are in a minute?  
 How many minutes are in an hour?  
 How many hours in a day?  
 How many hours in a week?

Mathletics: Complete 1-2 tasks from the 'to do' page of Mathletics

How many chairs were there?  
 How many tables were there?  
 Draw a picture to show the solution.

**Challenge:** Use a 'think board' to solve this number sentence:

Draw a picture	Write a word problem
22-8	
Use a number line	Tens Frame

(see enlarged on resource page or [click here](#) to print one)

Mathletics: Complete 1-2 tasks from the 'to do' page of Mathletics

<https://sites.google.com/education.nsw.gov.au/get-mathematical-stage-1/c-ontexts-for-practise/place-value-game#h.96slsb5cy6k9> (If possible)

You will need paper to make a game board, a 0-9 sided dice ([click here](#) for an online dice) or you could use [this spinner](#).

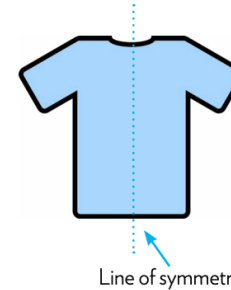


**Reflection:**  
 Explain why you chose to create a particular number.  
 E.g. When you rolled 5 and 2, why did you choose to create 52 instead of 25?


What thinking did you do to decide where to place numbers on the gameboard?

Imagine you have a space available between 34 and 41. What are all of the possible numbers that could be placed on those two spaces? What

line of symmetry shown as the blue dotted line.



Draw a line with your finger to show if and how these shapes are symmetrical.



Create 6 of your own images, some that are symmetrical and others that are not. Ask a family member to find the line of symmetry.

Mathletics: Complete 1-2 tasks from the 'to do' page of Mathletics

Look at this picture of a picnic that Mrs Lee and Miss Babic are going to have.




They are going to share all of the items equally.  
 What will each of them get to have?

Draw their food items in a table like the one below

Miss Babic	Mrs Lee
------------	---------

Find some items in your house  
 Split your items in half so you have two equal groups.  
 Draw your groups and describe what you have.  
 E.g. I have halves because my two parts have the same amount of strawberries.

			<p>are you hoping to roll to fill it?</p> <p>What numbers, if any, could you make where you know exactly where to put them almost every time? Which numbers are they? Where would you put them? Why?</p> <p><b>Challenge:</b> Play again using one game board and two different coloured markers. The winner is the person who fills in the most numbers, or, who fills in the final place on the pathway.</p> <p><u>Mathletics: Complete 1-2 tasks from the 'to do' page of Mathletics</u></p>		 <p><u>Mathletics: Complete 1-2 tasks from the 'to do' page of Mathletics</u></p>
Break	Lunch	Lunch	Lunch	Lunch	Lunch

Afternoon

**Creative Arts**

Drawing a Cockatoo



Have you seen cockatoos flying in the air or being very noisy in the trees? Watch the video and learn how to draw a cartoon cockatoo. Cartoons are simple drawing that make people laugh as seen in comic books.



<https://www.youtube.com/watch?v=UqhL5-wTh4w>  
(If possible)

After finishing the drawing, you can add a background. You may also draw your favourite bird to give your cockatoo a friend.



**PDHPE**

Stay Active at Home


Follow the movements in the video and enjoy dancing with someone at home.



<https://www.youtube.com/watch?v=ziLHZekbMUo>  
(If possible)

**Creative Arts**

Using some paper you have at home, create some 3D shapes to make a miniature 3D shape city. Here is a video to help you make shapes.



<https://youtu.be/aTdiN2e1Y0E>  
(if possible)

If you would like to print some nets [click](#)



**Science: Wheat**

Did you know people use wheat to make bread, biscuits and pizza dough? Watch the video to find out what it takes to grow wheat.



<https://iview.abc.net.au/show/george-the-farmer/series/1/video/ZW1972A001S00>  
(If possible)

After watching the video, draw a picture of the wheat cultivator (farm machinery in the picture above) and label the parts and their uses.

Use the questions below to write 5 facts you learned from the video.  
How long does it take to grow the wheat?  
When are the wheat seeds sown?  
What do wheat seeds need to grow?  
When is harvest time?  
What can we make with wheat?


Glossary

**crops:** plants grown on a farm



**PDHPE: Online Safety**

Do you go online to play games, watch TV, share photos and call family and friends? Being online has many benefits but there may be risks when you use devices without grown ups. Watch the story *Swoosh, Glide* to learn about 5 rules Swoosh has at home.



<https://vimeo.com/508687813>  
(If possible)

Do you have rules like the Swoosh family at home? After watching the video, make a poster about online safety with the 5 special rules. You can use the Swoosh mask to role play how you can use the device safely.

Click [here](#) to find the printable Swoosh mask or you can copy the drawing from the resource page.



Discuss the following points with an adult at home.

**HSIE (Geography)**

Australia

In our country Australia, there are 6 states and 2 mainland territories. Watch the video to find out where each state and territory is located on the map.



[https://www.youtube.com/watch?v=HN3F\\_4zpX3w](https://www.youtube.com/watch?v=HN3F_4zpX3w)  
(If possible)


After watching the video use the map in the resource page or click [here](#) to print out and write down the names of states and territories in the right place.




<https://www.youtube.com/watch?v=aRfpBANdgO0&t=33s>  
(If possible)

Watch this video to find famous landmarks and



		<a href="#">here</a> or see the resource page for larger nets to copy.	<b>harvest:</b> gathering of crops <b>paddock:</b> a field surrounded by a fence.	<ul style="list-style-type: none"><li>● <b>Be safe:</b> protect your personal information.</li><li>● <b>Be kind:</b> be kind and respectful online.</li><li>● <b>Ask for help:</b> talk to an adult when you need help.</li><li>● <b>Making good choices:</b> think carefully about the content you watch and how much time you spend online.</li></ul>	animals in Australia and draw them on the map to decorate.  <b>AUSTRALIA</b>
<b>End of day</b>	What did you enjoy most from today's learning?	Write one thing you learnt today.	Write one thing you're grateful for.	Write one thing you learnt today.	What did you enjoy most from today's learning?

 Our family recipe is \_\_\_\_\_

**Ingredients**

.....

.....

.....

.....

.....

**Method (How to cook)**

.....

.....

.....

.....

.....

Please share a story / reason why this recipe is special to you and your family.


.....


.....

.....

.....

.....





# My Self-Care Plan

\* Write down your ideas of how you can take care of your body and mind.

I can take care of my body!

.....

.....

.....

.....

.....

I can take care of my mind!


.....

.....

.....

.....

.....



Start ↓

1	5	7	4	3	2
4	6	3	2	2	3
3	7	1	6	5	4
7	2	5	7	6	1
1	5	3	5	6	4
4	6	2	7	1	3

Finish →

The Respect Song

Stop and think, stop and think  
 Before you speak  
 Before you act  
 The words we say and how we act  
 Cannot be taken back  
 Show respect  
 Show respect!

Resources Week 2:



Past Tense Poem

If it happened long ago.  
If yesterday you hurt your toe.  
If you won first prize last week.  
It is past tense that you will speak.  
If last year you jumped a fence,  
you will write the verb in past tense.

Mistakes

Make the best of it.  
I can learn from my mistakes!  
Stay positive!  
Take responsibility.  
Allow others to help you.  
Keep trying new things.  
Everyone makes mistakes!

Most people in town didn't even know Beatrice's name.



They just called her "the Girl Who Never Makes Mistakes,"

because for as long as anyone could remember,

she never did.

Unlike Beatrice, Carl made lots of mistakes.

He ate his crayons and drew with his green beans.

He danced with his hands and played the piano with his feet.

Carl loved to make mistakes!



## Collection 1:

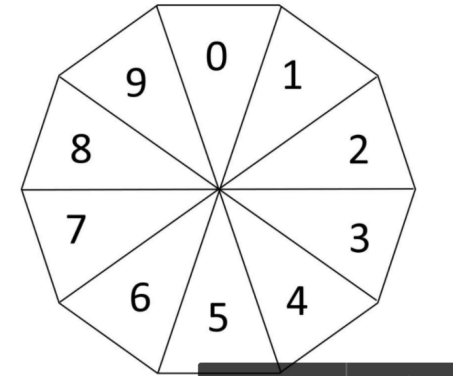
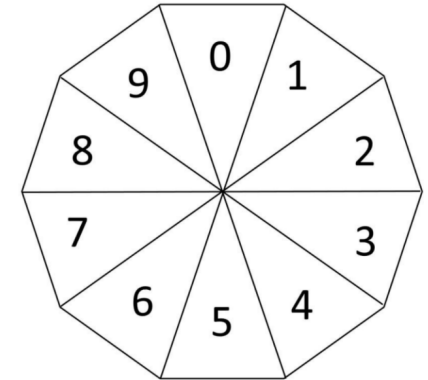


## Collection 2:

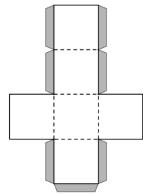


Draw a picture	Write a word problem
<b>22-8</b>	
Use a number line	Tens Frame

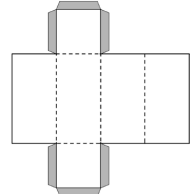
## 0-9 spinners



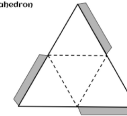
Cube



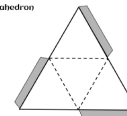
Rectangular Prism



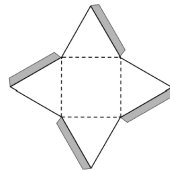
Tetrahedron



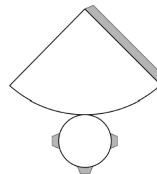
Tetrahedron



Pyramid



Cone



Cylinder

