


# Merrylands East Public School


## Stage 1 - Year 1

### Term 4 Week 2

	Monday	Tuesday	Wednesday	Thursday	Friday
Task	If possible, record a 2 minute video of yourself reading your PM books online. Share it with your teacher on Seesaw.				
Morning	 <p><b>English</b> <u>Independent Reading</u> Spend some time reading your PM books online or any books you have at home.</p> <p><u>Reading &amp; Viewing</u> Listen to the story 'The Curious Garden by Peter Brown. Here is the link: <a href="https://youtu.be/PCaavPD1CL4">https://youtu.be/PCaavPD1CL4</a></p> <p><u>Speaking &amp; Listening</u> Why do you think the book is called <i>The Curious Garden</i>? Why do you think the author, Peter Brown, wrote this story? Is it to entertain or teach us something? Tell someone at home what your thoughts are.</p>	<p><b>English</b> <u>Independent Reading</u> Spend some time reading your PM books online or any books you have at home.</p> <p><u>Reading &amp; Viewing</u> Listen to the story 'The Curious Garden by Peter Brown. Here is the link: <a href="https://youtu.be/PCaavPD1CL4">https://youtu.be/PCaavPD1CL4</a></p> <p><u>Speaking &amp; Listening</u> Describe to someone at home what the city in the book looks like. Would you like to live in this city? Why/Why not?</p>	<p><b>English</b> <u>Independent Reading</u> Spend some time reading your PM books online or any books you have at home.</p> <p><u>Reading &amp; Viewing</u> Listen to the story 'The Curious Garden by Peter Brown. Here is the link: <a href="https://youtu.be/PCaavPD1CL4">https://youtu.be/PCaavPD1CL4</a></p> <p><u>Speaking &amp; Listening</u> Tell someone what caused the garden to spread throughout the city. Compare the first spread of the garden with the end of the book. Describe how the city was transformed.</p>	<p><b>English</b> <u>Independent Reading</u> Spend some time reading your PM books online or any books you have at home.</p> <p><u>Reading &amp; Viewing</u> Listen to the story 'The Curious Garden by Peter Brown. Here is the link: <a href="https://youtu.be/PCaavPD1CL4">https://youtu.be/PCaavPD1CL4</a></p> <p><u>Speaking &amp; Listening</u> If you were asked to describe Liam to someone who has never read this story before, what would you say? Share your description with a family member.</p>	<p><b>English</b> <u>Independent Reading</u> Spend some time reading your PM books online or any books you have at home.</p> <p><u>Reading &amp; Viewing</u> Listen to the story 'The Curious Garden by Peter Brown. Here is the link: <a href="https://youtu.be/PCaavPD1CL4">https://youtu.be/PCaavPD1CL4</a></p> <p><u>Speaking &amp; Listening</u> Talk about what happens in the beginning, the middle and the end of the story with a family member.</p>

Writing

Draw a picture of your favourite garden or park. What other plants would you like to add to make it look nicer? Write at least 3 ideas and explain why you have chosen these ideas.

Draw	
Write	<i>I would like to add</i>

Spelling

These words come from the story 'The Curious Garden'.

***stumbled, stairwell, stairs***


What do these words have in common?

Can you write each word down 3 times?

stumbled	stairwell	stairs

Writing

Draw a picture of Liam taking care of the city. Pretend you are Liam and write a diary entry explaining how you took care of the city.

Draw	
Write	<i>Dear Diary,</i>  <i>Today I ...</i>

Spelling

Can you find other words that have the 'st' sound in them and add them to Monday's list? Think of words that have 'st' in the middle and end as well.



Writing

Draw a picture of what the city looked at the beginning of the story and how it had changed at the end. Write down at least 3 ideas on how the city was transformed. You might need to read the book again and look at the illustrations.

<u>Beginning</u>	<u>End</u>
<i>The city was transformed...</i>	

Spelling

Write a sentence with each of the following words.

happy curious dedicated patient
--

For example:  
*My puppy was happy when we went for a walk.*

Writing


Draw a picture of Liam with as much detail as possible. Write down a description of what Liam looks like and what his role is in this story. Think of words like:

*happy, explorer, curious, dedicated, patient*



Grammar

Do you know what a **noun** is? A **noun** is a word that names a person, a place, an animal or a thing.





If possible, watch this video and write down as many nouns as you can.

<https://youtu.be/9cu7C07pNbA>

Writing

Draw a picture about the beginning, middle and end of the story. Write a message about the beginning, middle and end of the story.

Beginning	Middle	End
		
<i>The story begins...</i>	<i>Liam then...</i>	<i>At the end...</i>

Grammar

Read your favourite story, it could be a PM Online book, and write down all the nouns you find.

NOUNS			
people	places	things	animal

<p><b>Handwriting</b> Our writing needs to be as neat as possible so other people can clearly read it.</p> <p>Practise writing the following <b>anticlockwise</b> letters. The dot shows you where to start each letter.</p> <p><i>a c d g q e o f s</i></p> <p>See the attached pages for larger samples of this week's handwriting.</p>	<p><b>Handwriting</b> Can you find all the <b>tall</b> letters in Monday's anticlockwise letters? Tall letters touch the dotted line at the top.</p> <p><i>a c d g q e o f s</i></p> <p>Write them down and make sure you are forming them correctly. There are some arrows you can follow as a guide.</p>	<p><b>Handwriting</b> Yesterday you found all the anticlockwise tall letters. They should look like this:</p> <p><i>d d d d f f f f</i></p> <p>Today, find all the <b>tail</b> letters. These letters have a <b>long tail</b>. The tail touches the bottom dotted line. Write them down and make sure you are forming them correctly.</p>	<p><b>Handwriting</b> Yesterday you found all the tail letters with a long tail. They should look like this:</p> <p><i>g g g g q q q q</i></p> <p>Today, find all the <b>short</b> letters. Write them down and make sure you are forming them correctly.</p>	<p><b>Handwriting</b> Yesterday you found all the short letters. They should look like this:</p> <p><i>a a c c e e o o s s</i></p> <p>Now copy the following sentence using your neatest handwriting:</p> <p><i>Liam may not have been a gardener but he knew that he could help.</i></p>
---	--	---	---	---

**Break**

<p><b>Middle</b></p>	<p><b>Mathematics</b> <u>Number Talk</u> Solve the following number sentence.</p> <div style="border: 1px solid black; padding: 10px; text-align: center; width: fit-content; margin: 10px auto;"> <math>17 + 8</math> </div> <p>Show your thinking. You might like to record yourself explaining your thinking. Share it with your teacher on Seesaw.</p>	<p><b>Mathematics</b> <u>Number Talk</u> Solve the following number sentence.</p> <div style="border: 1px solid black; padding: 10px; text-align: center; width: fit-content; margin: 10px auto;"> <math>20 + 11</math> </div> <p>Show your thinking. You might like to record yourself explaining your thinking. Share it with your teacher on Seesaw.</p>	<p><b>Mathematics</b> <u>Number Talk</u> Solve the following number sentence.</p> <div style="border: 1px solid black; padding: 10px; text-align: center; width: fit-content; margin: 10px auto;"> <math>24 + 13</math> </div> <p>Show your thinking. You might like to record yourself explaining your thinking. Share it with your teacher on Seesaw.</p>	<p><b>Mathematics</b> <u>Number Talk</u> Solve the following number sentence.</p> <div style="border: 1px solid black; padding: 10px; text-align: center; width: fit-content; margin: 10px auto;"> <math>25 - 14</math> </div> <p>Show your thinking. You might like to record yourself explaining your thinking. Share it with your teacher on Seesaw.</p>	<p><b>Mathematics</b> <u>Number Talk</u> Solve the following number sentence.</p> <div style="border: 1px solid black; padding: 10px; text-align: center; width: fit-content; margin: 10px auto;"> <math>29 - 13</math> </div> <p>Show your thinking. You might like to record yourself explaining your thinking. Share it with your teacher on Seesaw.</p>
----------------------	--	---	---	---	---

**Chance**

If possible, watch this video:  
<https://www.youtube.com/watch?v=mn4x3dtb8HE>.



We can describe chance in everyday events by identifying them as 'will happen', 'might happen' or 'won't happen'.

Brainstorm 5 events for each:

Will happen	
Might happen	
Won't happen	



**Chance**

We can describe the chance of an event happening as 'likely' or 'unlikely' to happen.

*Likely* means that there is a big chance that the event will happen.

*Unlikely* means that there is a small chance that the event will happen.

How many events can you think of that are 'likely' or 'unlikely' to happen? Draw and record them.

Likely	 A cat is likely to chase a mouse.
Unlikely	 It is unlikely that I will travel to the moon.


**Chance**

Our class wrote down some things that we felt were 'impossible'.

*It is impossible for a baby to look after itself.*

*It is impossible for fish to live outside of water.*

*It is impossible that we will roll a 6 sided die and get a 7.*



What else could be added to the list of 'impossible' events?


Impossible	
------------	--

**Chance**

A family has three children. We know that at least one of the children is a girl. Draw what the family might look like.



Can you draw all of the possibilities?



**Chance**

We can describe familiar situations as being 'certain' or 'uncertain'.

*Certain* means that you are sure that an event will happen.

*Uncertain* means that you are unsure that an event will happen.

*It is certain that tomorrow is Saturday because today is Friday.*

*It is uncertain what the weather will be like tomorrow.*

How many events can you describe as 'certain' or 'uncertain'? Draw and record them.

Certain	
Uncertain	



**Break**

**Afternoon**

**PDHPE**

If possible, try this pilates workout:  
<https://www.youtube.com/watch?v=7EX5Yxprrg8>



**OR**

Perform a 10 minute workout. You might like to include:

- Bear crawls
- Skipping
- Stretches

**PDHPE**

Write and/or draw a shopping list that includes:

- 2 different types of fruits
- 5 different types of vegetables
- Your favourite juice
- One of your favourite snacks

**PDHPE**

If possible, try these easy exercises:  
<https://youtu.be/FB5-7tiIX-l>



**OR**

Perform a 10 minute workout. You might like to include:

- Star jumps
- Frog jumps
- Dancing


**Playful Learning**

In this week's story 'The Curious Garden', Liam grows a garden. Try building your own garden using LEGO, blocks or pasta.

What needs to be in your garden? What types of plants will you add in your garden? Draw and label your creation.

**PDHPE**

If possible, try this workout:  
<https://youtu.be/lc1Aq9m7XQo>



**OR**

Perform a 10 minute workout. You might like to include:

- Jogging
- Crab walks
- Sit ups


**History**

At the beginning and end of 'The Curious Garden', Liam's city looks very different.

Here are 2 pictures of our city 'Sydney'. One picture is old and the other is new. Can you write about and draw any changes that you can see?

**PDHPE**

If possible, try this workout:  
<https://www.youtube.com/watch?v=trJ0JIBN8c4>



**OR**


Perform a 10 minute workout. You might like to include:

- Jumping
- Tiger crawls
- Super man

**Creative Arts**

If possible, try making a tulip flower using 2 pieces of paper, this is called origami.

<https://youtu.be/jwnGKttyMzk>



**PDHPE**

If possible, dance and freeze.  
[https://youtu.be/A1vdKfXIB\\_g](https://youtu.be/A1vdKfXIB_g)



**OR**

Perform a 10 minute workout. You might want to include:

- Hop
- The Swim
- Slow Motion Dance

**Science**

Do you know the difference between a fruit and a vegetable? Which plants are fruits and which are vegetables?

If possible, watch this video that explains the difference between fruits and vegetables.


[https://youtu.be/DTK-uWx\\_VQo](https://youtu.be/DTK-uWx_VQo)



Maybe you have a garden at home you can explore?




MY SHOPPING LIST			
<input type="checkbox"/>		<input type="checkbox"/>	
<input type="checkbox"/>		<input type="checkbox"/>	
<input type="checkbox"/>		<input type="checkbox"/>	
<input type="checkbox"/>		<input type="checkbox"/>	



Maybe you can make more objects using origami?

OR

Draw your own dream garden. What kind of plants does your garden have? Fruits and vegetables? Flowers? Or maybe a garden maze like the picture.



After watching the video, write and draw one list of 5 vegetables and one list of 5 fruits.

End of day

## Term 4 Week 2 Handwriting

a c d g q e o f s

a c d g q e o f s

Monday

Handwriting practice lines for Monday, consisting of four horizontal lines: a top dashed line, a middle solid line, a bottom solid line, and a bottom dashed line.

**Tuesday**

-----  
\_\_\_\_\_  
\_\_\_\_\_  
-----

**Wednesday**

-----  
\_\_\_\_\_  
\_\_\_\_\_  
-----

**Thursday**



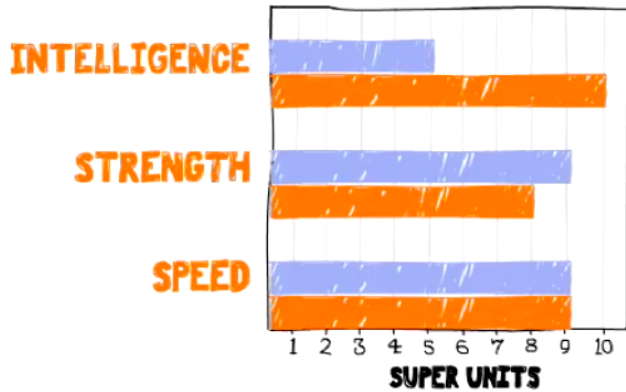
-----  
\_\_\_\_\_  
\_\_\_\_\_  
-----

Friday

Liam may not have been a  
gardener but he knew that  
he could help.

Handwriting practice lines consisting of four sets of horizontal lines. Each set includes a solid top line, a dashed midline, and a solid bottom line.

# Term 4 Week 3 Mathematics



**STRAWBERRY  
MILKSHAKE**

**WARRIOR**

**PRINCESS**

