


# Merrylands East Public School

Years, 4, 5 & 6 – At Home Learning Unit (Digital)

Term 4 (Week 3)

*Note: Please remember to take breaks in between the different activities each day!*

	Monday	Tuesday	Wednesday	Thursday	Friday
<b>Morning</b>	<p><b><u>English</u></b></p> <p><b>Reading:</b></p> <p>This week we will be analysing another one of Banjo Paterson's Australian poems called '<i>The Man From Snowy River</i>.' The poem is written in the form of a hardcover picture book, with illustrations by Freya Blackwood.</p> <p>Here is the front cover:</p>  <p><b>Text Analysis:</b></p> <p>The blurb (located at the back of the book) reads- "There is no greater Australian bush hero than the man from</p>	<p><b><u>English</u></b></p> <p><b>Reading:</b></p> <p>Banjo Paterson's poem, 'The Man From Snowy River', is an action-packed Australian poem about the escape of a prized colt (male horse) from a station, and how an unlikely person (the underdog) was able to capture it back from the bushland despite how dangerous the chase was.</p> <p>Listen to the first two stanzas (verses) of Banjo Paterson's poem '<i>The Man From Snowy River</i>', <b>twice</b>.</p> <p>Click on the YouTube link called '06 Man From Snowy River' (0:00 - 1:37):</p>	<p><b><u>English</u></b></p> <p><b>Reading:</b> Re-read Stanzas 1 and 2 of 'The Man From Snowy River' from yesterday. In addition, read Stanzas 3, 4 and 5 of the poem for today, <b>twice</b>.</p> <p>For Stanzas 3, 4 &amp; 5, click on the YouTube link called '06 Man From Snowy River' (1:39 - 3:28):</p> <p><a href="https://www.youtube.com/watch?v=oK3X8X6HY7o">https://www.youtube.com/watch?v=oK3X8X6HY7o</a></p> <p><b>Text Analysis:</b></p> <p>1. In Stanza 5 ("He hails from Snowy River...horsemen have I seen"), what is the poetic device used in the following line:</p>	<p><b><u>English</u></b></p> <p><b>Reading:</b></p> <p>Re-read Stanzas 1-5 of 'The Man From Snowy River'. So far in the poem, we know that a wild horse from the station worth a lot of money has escaped from the station. A group of young men have given chase into the wild bushes to see who can capture the wild horse back.</p> <p>Today, read Stanzas 6 - 10 of the poem, <b>twice</b>.</p> <p>For Stanzas 6-10, click on the YouTube link called '06 Man From Snowy River' (3:30 - 6:10):</p> <p><a href="https://www.youtube.com/watch?v=oK3X8X6HY7o">https://www.youtube.com/watch?v=oK3X8X6HY7o</a></p> <p><b>Text Analysis:</b></p>	<p><b><u>English</u></b></p> <p><b>Reading:</b></p> <p>Re-read Stanzas 1-10 of 'The Man From Snowy River'.</p> <p>Today, read the last three stanzas of the poem- Stanzas 11-13.</p> <p>For Stanzas 11-13, click on the YouTube link called '06 Man From Snowy River' (6:11 - 7:54):</p> <p><a href="https://www.youtube.com/watch?v=oK3X8X6HY7o">https://www.youtube.com/watch?v=oK3X8X6HY7o</a></p> <p><b>Text Analysis:</b></p> <p>1. Across Stanza 11 ("He was right among the horses...at their heels") and Stanza 12 ("And he ran them...horse a cur"), how do you know that the young man from Snowy</p>

Snowy River, and no greater bush legend than his famous downhill ride.

Award-winning illustrator Freya Blackwood takes a stunning approach to Banjo Paterson's most famous bush ballad. She brilliantly captures the drama of this much-loved poem, as well as the romance and dizzying landscape of the Australian alpine country."

1. Refer to the images from the picture book and number them (from 1-6) according to what you predict are the sequence of events. Place the numbers 1-6 on the left-hand corner of every image. Justify your sequence of images.

2. Why do you think the landscape of Australia's alpine country has been described as "romantic" and "dizzying"?

**Writing:** Using information from the front cover, blurb and images from the text, write two paragraphs (8-10 sentences altogether) on what you predict the poem is about. Think about:

a) Where and when is the poem set?

b) Who are the main characters in the poem?

<https://www.youtube.com/watch?v=oK3X8X6HY7o>

### Text Analysis:

1. According to the first stanza of the poem ("There was movement...battle with delight"), what exciting event has happened at the horse station? Provide evidence from the text to support your answer.

2. Examine Stanza 1. What do you notice about the rhyming pattern? Identify a few rhyming pairs of words.

3. In Stanza 2 ("There was Harrison...droving on the plains"), a **simile** has been used to add to the description of the old man. Write down the simile and explain the effect of using this poetic device.

4. **Imagery** is a poetic technique that engages a reader's sense of sight, sound, feeling, and smell. Identify 3 imageries that Paterson uses in the first two stanzas of the poem to help the reader create mental images in their mind of what is happening.

'Where the hills are twice as steep and twice as rough'

What is the effect of this technique?

2. Identify the different imageries used in Stanza 5 to describe the landscape. Using these imageries, draw a picture of what you imagine is occurring in Stanza 5.

### Writing:

Across the last few days, we have looked at the poetic techniques of **simile, imagery** and **repetition**.

Draft the first 4 lines of your poem, introducing the characters and setting. You might also like to introduce the reader to a glimpse of the complication. Use a variety of poetic techniques to create an impactful poem.

Remember to use the rhyming pairs you brainstormed from yesterday's images of Bondi Beach.

The rhyming pattern of the first stanza should be **ABAB** - this means that

1. In Stanza 9 ("When they reached the mountain's summit...watched in very fear"), using contextual clues, what do you think is the '**mountain's summit**'? Use a dictionary to confirm or reject your prediction.

2. In Stanza 9, provide evidence that indicates that the young man from Snowy River is courageous in comparison to his counterparts (that is, the other horsemen).

3. Alliteration is a poetic device that sees a close connection of words or adjacent words (words that are next door to each other) that begin with the same letter or sound e.g. 'sweet birds sang'

Identify the three alliterations used in Stanza 10 ("He sent the flintstones flying...that terrible descent").

4. In 3 sentences, summarise what is happening in Stanzas 9 and 10.

### Writing:

River is very close to capturing the wild horses? Provide evidence from the text.

2. **Personification** is a poetic device that gives human features and characteristics to non-human things e.g. 'The branches of the tree stroked the rocky wall of the house.'

The non-human things in the sentence are the branches of the trees. The human quality it has been given is its ability to "stroke".

Identify the personification used in Stanza 11. What is the effect of using this type of poetic device?

3. Identify as many poetic devices used in the last stanza- Stanza 13 ("And down by Kosciusko...story of his ride"). Explain each of its effect.

4. How do we know that the young man from Snowy River is perceived as a legend by many? Provide evidence from the poem.

### Writing:

c) What could be possible complications that the participants face?

d) How might the complication be resolved?

**Writing:** Over the next few days, you will create a poem that consists of two stanzas (4 lines in each stanza). Today is all about the planning process.

The **theme** of your poem will be about the grit and determination that the main character/s demonstrate/s in order to get back the wild animals that have escaped.

Australia is not only renowned for its expansive bushland but also for its dazzling beaches. Imagine that some wild Australian animals (of your own choosing) have escaped to Bondi Beach.

Some examples of wild Australian animals may include: *kangaroos, wallabies, dingoes, Tasmanian Devils, and emus.*

1. Brainstorm around the two Bondi Beach images of all the places, people and things you can see. Where possible, use rhyming pairs of words to label the images.

the last words of lines 1 and 3 rhyme, whilst the last words of lines 2 and 4 rhyme.

#### Success Criteria for Stanza 1:

##### Structure

- **Four lines**
- **Rhyming pattern of ABAB**
- **Characters and setting**

##### Language Features

- **The use of similes**
- **The use of imagery**
- **The use of repetition**

Draft the last four lines (second stanza) of your own poem which you started writing yesterday. Include the complication and resolution. Use a variety of poetic techniques to create an impactful poem, including '**alliterations**' that we looked at today.

The rhyming pattern of the second stanza should be **CDCD** - this means that the last words of lines 1 and 3 rhyme, whilst the last words of lines 2 and 4 rhyme.

*Please note that the last words of each of these lines should **NOT** rhyme with the ending words in the lines of Stanza 1.*

#### Success Criteria for Stanza 2:

##### Structure

- **Four lines**
- **Rhyming pattern of CDCD**
- **Complication and resolution**

##### Language Features

- **The use of similes**
- **The use of imagery**
- **The use of repetition**

Re-read the draft of your two-stanza poem that you have been working on over the last few days.

Today you will be spending time editing and revising your writing.

Editing is when you re-read your writing and fix all spelling, punctuation and grammar errors. Use the success criteria of both Stanzas 1 and 2 to assist you to effectively edit your writing. Use a coloured pen, marker or pencil to mark in your edits.

Revising is when you re-read and make changes to your writing to make it more powerful and effective. Today we looked at the poetic device of 'personification'.

Your challenge is to revise your writing and add in a personification to your poem. To assist you with this, identify and list all the non-human things in your poem and choose ONE to give this object or thing with non-human qualities.

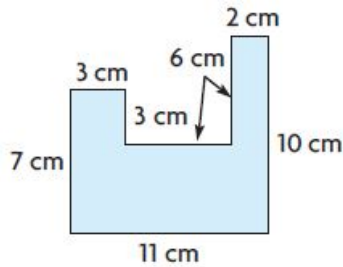
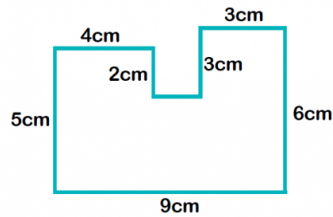
		<p>2. Write an outline of what your poem will be about. Use the structure of a narrative to support your outline: orientation (introducing the characters and setting); complication, and resolution.</p> <p><b>Success Criteria for planning:</b></p> <ul style="list-style-type: none"> <li>- Brainstorm rhyming pairs of words for the Bondi Beach images</li> <li>- Map out an outline of the characters (who and/or what), setting, complication and resolution of your poem</li> </ul>		<p>- <b>The use of alliteration</b></p>	<p>Brainstorm all the human qualities that you can give to this particular non-human object/thing and have a go at changing one of your lines to include a <b>personification</b>.</p> <p><u>Reflection:</u></p> <ol style="list-style-type: none"> <li>1. Identify a part/parts of your poem that you enjoyed writing about. Justify why you chose this part or these parts.</li> <li>2. Identify a part/parts of your poem that require improvement or an aspect that you found challenging to write about. Justify why you chose this part or these parts.</li> </ol>
<b>Break</b>	Break	Break	Break	Break	Break



Middle

**Mathematics**

**Number Talk:**



Which shape has a larger perimeter?

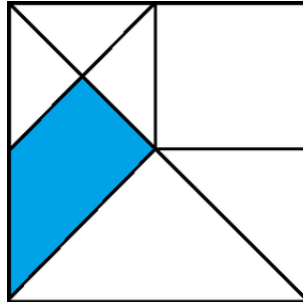
What is the most efficient way to calculate the perimeter of both shapes?

**Mathematics:**

Refer to 'Mathematics Word Problem Solving Grid'. Choose 2-3 problems to solve. Remember to record which problems you are solving and the strategy/ies used.

**Mathematics**

**Number Talk:**



How many fractions do you see?

What fraction of the square is shaded? (Hint: section the shape in equal parts first)

**Mathematics:**

Refer to 'Mathematics Word Problem Solving Grid'. Choose 2-3 problems to solve. Remember to record which problems you are solving and the strategy/ies used.

**Mathematics**

**Number Talk:**

Select one number for the day and answer the below questions. As an added challenge, try to complete each number!



1. What is the value of each number?
2. Use expanded notation to represent the number
3. Write the number in words
4. What is the number 100 before it?
5. What is the number 1500 after it?
6. What is the number 1,000,000 after it?

**Mathematics:**

Refer to 'Mathematics Word Problem Solving Grid'. Choose 2-3 problems to solve. Remember to record which problems you are solving and the strategy/ies used.

**Mathematics**

**Number Talk:**

Identify the rule and continue the next 8 numbers in the sequence.

- a) 583, 574, 565, ..., ..,
- b) 1503, 1511, 1519, ..., ..,
- c) 98 542, 98 743, ..., ..,

**Mathematics:**

Refer to 'Mathematics Word Problem Solving Grid'. Choose 2-3 problems to solve. Remember to record which problems you are solving and the strategy/ies used.

**Mathematics**

**Number Talk:**

Use the legend key below to solve the below number sentences. (Hint: Replace the letters with the number)

- A = 5**                      **B = 10**  
**C = 8**                        **D = 22**

- 1)  $B + C - 2 =$
- 2)  $D + C + B =$
- 3)  $A - 3 + D =$
- 4)  $C - 4 + B + 17 =$

**Mathematics:**

Refer to 'Mathematics Word Problem Solving Grid'. Choose 2-3 problems to solve. Remember to record which problems you are solving and the strategy/ies used.

Break

Break

Break

Break

Break

Break

Afternoon

## PDHPE

You have been given the job of creating a fitness circuit at home for your family to complete.

This is an opportunity for you to be as creative as possible with the resources you have at home. You might like to choose a few fitness exercises from down below, or create your own fitness moves.

Before participating in your home fitness circuit, draw a layout design of your home and label which fitness exercises will occur in the different areas of your house/unit.

Use different areas of your house as different "stations" of your fitness circuit.

For example, **star jumps** will take place in the **kitchen**.

### **Examples of fitness movements:**

- Star jumps
- Knee Highs
- Push Ups
- Toe touches
- Arm circles
- Jumping Jacks
- Plank
- Leap frogs
- Crab walks
- Leg cycles

## Science

The last couple of weeks we have been looking at the different states of matter. If you recall, there are 3: solid, liquid and gas.

The activity for today is completing an experiment about changing states of matter. You will need:

- Large bowl
- Ice cubes
- 1 plastic cup
- ½ cup of juice
- 3 tablespoons of salt
- Spoon
- timer

1 - combine the ice cubes and the salt in the large bowl (make sure you stir the ice cubes)

2 - make a well in the centre and place your cup of juice in the middle of the ice

3 - set your timer for 15 minutes. When you check on it: stir the juice and write down any changes

4 - set your timer for 20 minutes. When you check on it: stir the juice and

## Geography

This week we are going to investigate songlines, which are an important part of indigenous culture. Songlines are a way indigenous people trace their ancestry and geographical movements from ancient stories, and they are an important way of describing how the landscape has been shaped.

Watch the following clip on what songlines are and what they mean to Indigenous People:

[https://www.youtube.com/watch?v=zp\\_vYfEiuGU](https://www.youtube.com/watch?v=zp_vYfEiuGU)

You are going to create an oral map to navigate your way around our school. You need to think about and include the following:

- An interesting starting and finishing point
- What animals may have created the features and landforms on your journey?

## Creative Arts - Dance

Create a 1-minute dance sequence using 7 different moves. Draw your dance sequence using the stimulus provided. You might like to draw inspiration from the following moves down below, or you might like to come up with your own.

After you have created your sequence, record your performance and ask someone from your household to provide you with some feedback.



## Creative Arts - Music

Listen to your favourite piece of music. It could be a favourite song (with appropriate song lyrics), or it could be a piece of music that is instrumental (that is, there are no voices/lyrics with only musical instruments being played).

Record answers to the following questions:

- 1) Song Name:
- 2) Draw a picture to illustrate what you imagine when listening to the piece of music.
- 3) How does the piece of music make you feel? Provide a few reasons for your answer.
- 4) What is your favourite part of the piece of music? Justify your response.
- 5) Rate this piece of music /10. Justify your rating.
- 6) Would you recommend this piece of music to a friend? Why/why not?

		<p>write down any changes. Has the juice started to freeze?</p> <p>5 - set the timer for 10 minutes. When you check on it: stir the juice and write down any changes</p> <p>6 - Write a paragraph about what happened and why.</p>	<ul style="list-style-type: none"> <li>- What sounds can you hear?</li> <li>- What can you smell?</li> <li>- Do not include actual buildings or landforms, instead imagine that you are making this journey without buildings.</li> </ul> <p>Once you have finished, draw a map of the journey you took. Send through to your teacher both the map and a copy of the directions you came up with.</p>		
	<b>Congratulations! You have made it to the end of your learning for the day :)</b>	<b>Congratulations! You have made it to the end of your learning for the day :)</b>	<b>Congratulations! You have made it to the end of your learning for the day :)</b>	<b>Congratulations! You have made it to the end of your learning for the day :)</b>	<b>Congratulations! You have made it to the end of your learning for the week :)</b>

Monday - English - Images of Banjo Paterson's 'The Man from Snowy River'

1



2



3



4



5



6



Tuesday - English - Bondi Beach Images





**Mathematics Word Problem Solving Grid  
(Week 3 Monday - Friday)**

<p>1) On the 12th September, Miss Carter planted some capsicum. On the packet it says that harvest will begin 14-16 weeks after planting. What is the earliest date the capsicum will be ready to harvest? What is the latest date the capsicum will be ready to harvest?</p>	<p>2) MEPS has a new friend at school; Karen the alpaca. Alpacas eat 2% of their body weight in feed per day. If Karen weighs 52kg, how many kilograms of feed will she eat in one week?</p>	<p>3) Spring is here causing many people to suffer from hayfever. According to a national health survey, 15% of the Australian population are affected by hayfever. If there are 26 million people in Australia, how many people are affected?</p>	<p>4) It takes Sofia 1 minute to read three pages of her book. Her book has 239 pages. If she is up to page 11, what page will she be up to after reading for 30 minutes?</p>
<p>5) Masooma goes for a walk every morning for 30 minutes. When she gets back home, she spends 25 minutes having breakfast before starting her school work. If she wants to start her school work at 8am, what is the latest time she can leave for her walk?</p>	<p>6) Miss Nguyen is thinking of buying a coffee machine. Every morning she buys her coffee at the local cafe which costs \$3.80. If she bought a coffee machine, she would spend \$16 on coffee beans per month. How much money would she save in one year?</p>	<p>7) When Cecilia walks to school and then runs home, it takes her 40 minutes. When she runs both ways, it takes her 24 minutes. She has one fixed speed whenever she walks, and another fixed speed whenever she runs.</p> <p>How long would it take her to walk both ways?</p>	<p>8) Philippa has lots of tables in her house. Each circular table will seat 5 people and each rectangular table will seat 8 people. At her birthday party there will be 36 people, including herself. Philippa wants there to be no empty seats at any of the tables that are used.</p> <p>How many tables of each type does Philippa need to use in order to achieve this? Is this the only possibility?</p>
<p>9) A plank of wood is 5m long. If 150cm is sawn off, how much is left?</p>	<p>10) One day Hossain bought 3 sherbet sticks, Their lengths were 0.75m, 50cm and 75cm.</p> <p><b>a)</b> What was the total length? <b>b)</b> If sherbet sticks cost \$2.15 a metre, how much did Hossain spend?</p>	<p>11) The length of a rectangle is 6 times its width. Find the length and width of the rectangle if the perimeter is 7 metres.</p>	<p>12) Mr Atkin wants to build a fence around his swimming pool to comply with safety regulations. If the length of his pool area is 6 metres and width is 4 metres, how much will it cost? Fencing costs \$55.50 a metre.</p>
<p>13) MEPS needs to order exercise books for next year. Books are sold in bundles of 10. If each bundle costs \$5.20, and the school needs to order 600 books, how much will this cost?</p>	<p>14) During lockdown, Bunnings sales went up 20% for the month of August. If they normally make \$150 000 a month, how much did they make in August?</p>	<p>15) Miss Mirzaee is making smoothies. For one smoothie, she uses half a banana, 6 strawberries and 750mL of milk. The other teachers decide they would like a smoothie too. How much will she need for each ingredient if 12 teachers want one?</p>	<p>16) Miss McGilvray needs to send a parcel. The parcel weighs 4.8kg and she needs to send it quickly. An express box costs \$12.30 and 1kg is \$4. How much will the total cost be?</p>

## Thursday - Creative Arts Dance

(Source obtained from Twinkl)

# Dance and Movement Recording

Use this sheet to record the order of your dance movements. Cut out the Dance Movement Squares and place them on the squares below. Practise them in order and move the squares around to ensure that they flow. When you are happy with your sequence, glue the shapes down in the correct order.

1

2

3

4

5

6

7

