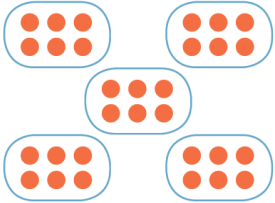









Merrylands East Public School

Week 3 of Term 4 - Stage 2 - At Home Learning Unit

	Monday 18th October	Tuesday 19th October	Wednesday 20th October	Thursday 21st October	Friday 22nd October
Morning	<p>English Speaking and Listening Play a game of “I Spy” with your family. Describe an object in the room and get them to guess what it is. For example “I spy a wooden musical instrument that has 6 strings.” - It’s a guitar!</p> <p>Writing Task Watch the video to learn about writing more descriptive sentences: https://youtu.be/M6g4bxJBjcU This week you will write an event or problem in a story using descriptive sentences. Have a look at the picture on <i>page 4</i> to start describing what is happening. Write your description on the planning page.</p>	<p>English Read chapter 3 of “The Iron Man” by Ted Hughes https://youtu.be/BB87yflWIE Retell chapter 3 of “The Iron Man” by drawing what happened. You can use up to 6 pictures.</p> <p>Plan your writing:</p> <ul style="list-style-type: none"> Have a look at your sentences and stretch them: <ul style="list-style-type: none"> Who is it? Where? When? Why? How? Use more interesting words and phrases to show the reader what is happening. Use adverbs to show where, when and how something happens. 	<p>English Read chapter 3 of “The Iron Man” by Ted Hughes https://youtu.be/BB87yflWIE Answer the following questions:</p> <ul style="list-style-type: none"> What is the problem in the story? How does Hogarth solve the problem? <p>Draft your writing: Have a look at how Ted Hughes writes when The Iron Man emerges from the pit and scares the family that was having a picnic. A copy of this paragraph is on <i>page 5</i>. Use this to help you draft your own descriptive paragraph.</p> <ul style="list-style-type: none"> Use your plan for support Use the rubric on <i>page 4</i> to help you draft a good paragraph. 	<p>English Adverbs are words that describe the verb (action). An adverb tells us when, where or how something happens. Have a look at this sentence: <i>“That night, Luke slept peacefully on his bed.”</i> The statement “Luke slept” has been improved by adding When: That night How: Peacefully Where: on his bed</p> <ul style="list-style-type: none"> Create 3 sentences using adverbs to make them more descriptive. <p>Redraft your writing: Your paragraph should have at least 6 descriptive sentences telling the reader what is happening in an interesting way. Check the rubric and make sure you have done everything you have been asked to do.</p>	<p>English Have a look at the paragraph from “The Iron Man” on <i>page 5</i> and see how many adverbs you can find. Use colours to show the different types of adverbs, for example use red, green and blue for When Where How.</p> <p>Publish your writing:</p> <ul style="list-style-type: none"> Read your descriptive paragraph to a family member. Ask them to give you feedback. Make sure it matches the picture. Check the rubric one last time to ensure you have done everything you have been asked to do. Post your descriptive paragraph to Seesaw or Google Classroom for your teacher to see.

Crunch n' Sip	Crunch n' Sip	Crunch n' Sip	Crunch n' Sip	Crunch n' Sip	Crunch n' Sip
<p>Middle</p> <p>Mathematics Number Talk Look at the image below and show 3 other ways to represent the image.</p>  <p>Multiplication & Division We will be learning about Multiplication and division today by using mental strategies.</p> <p>Your teacher has set activities for you to complete in 'Mathletics'.</p> <p><i>If you do not have access, please contact your teacher to get a code. Otherwise, ask for printed worksheets.</i></p>	<p>Mathematics Number Talk Look at the question below and work out the answer. You need to explain the strategy you used to work out the answer.</p> <p style="text-align: center;">31 x 8 =</p> <p>Multiplication & Division We will be practising more multiplication and division today.</p> <p>Your teacher has set activities for you to complete in 'Mathletics'.</p>	<p>Mathematics Number Talk Look at the image below and answer the questions.</p>  <ul style="list-style-type: none"> - What multiplication fact is being represented? How do you know? - What is the product? How did you work it out? <p>Commutative Property Today you will be focusing on Commutative property.</p> <p>Your teacher has set activities for you to complete in 'Mathletics'.</p>	<p>Mathematics Number Talk Which number does not fit into the pattern? Give a reason for your answer.</p> <p style="text-align: center;">13, 15, 17, 20, 21, 23</p> <p>Area Today we are investigating area – how to record area and work out area using a formula.</p> <p>Your teacher has set activities for you to complete in 'Mathletics'.</p>	<p>Mathematics Number Talk How are these the same but different? Explain.</p>  <p>Area Your teacher has set activities for you to complete in 'Mathletics'.</p>	
Recess	Recess	Recess	Recess	Recess	Recess

<p>Afternoon</p>	<p>PDHPE Healthy Eating Today we will be looking at the food pyramid. Watch the video https://www.youtube.com/watch?v=0KbA8pFW3tg (if possible) and at the end, write down the 5 different food groups that make up the food pyramid and some things that go into each food group.</p> <p>Now you need to make your own food pyramid. On <i>page 6</i> there is a template for you to fill in for the food pyramid. Go into your kitchen and find 3 things that go into each food group. If you don't have something for each group. Try and think of what could go in that group.</p>	<p>Science Earth and Space Today we will be learning about the sun.</p> <p>Our learning intention is: "I will use my research knowledge to create a quiz about the Sun."</p> <p>Go to <i>pages 7 & 8</i> of this unit of work to complete the activities for today.</p> 	<p>Maths Project Everyday Arrays Today you will go for a search around your house to find arrays, draw or take a photo of the array and explain the array.</p> <p>For example, I found a tray of 6 eggs, arranged into 2 rows of 3 or 3 rows of 2. $2 \times 3 = 6$ $3 \times 2 = 6$</p>  <p>Now go and find your own arrays and create a poster with at least 6 different arrays.</p>	<p>Creative Arts Spring Tree Draw an empty tree like the one below. Make it as large as the paper.</p>  <p>Collect leaves from outside and glue them on the tree, you can add small flowers if you can find some, if you can't you can make them. Draw a beautiful background for spring.</p> 	<p>Physical Education Sports Watch the exercise video and follow along.</p> <p> Kids Workout 3 https://www.youtube.com/watch?v=aNI_WIGS3Cg</p> <p>If you can't watch the video, complete the following exercises.</p> <ol style="list-style-type: none"> 1. 10 star jumps 2. 10 sit ups 3. 10 push ups 4. 10 touching toes 5. Running on the spot for 30 seconds 6. Repeat the 5 activities again. <p>Remember to drink water and stay safe.</p>
-------------------------	--	---	---	---	---

Describing an event or problem in a story - Planning Page

Describe this picture



Write descriptive words and phrases under each question

Who is in this picture?

When is this event happening?

Where is this event happening?

What is happening?

Rubric

Non-negotiables

- Capital letters
- Punctuation
- Spelling
- Clear Handwriting

Setting Description

- I have used adverbs to make my sentences interesting.
- I have written 6 interesting sentences.
- My description makes sense and matches the picture.

Adverbs

Have a look at this short text and the adverbs I have highlighted. Then look at the table and see how I have organised them:

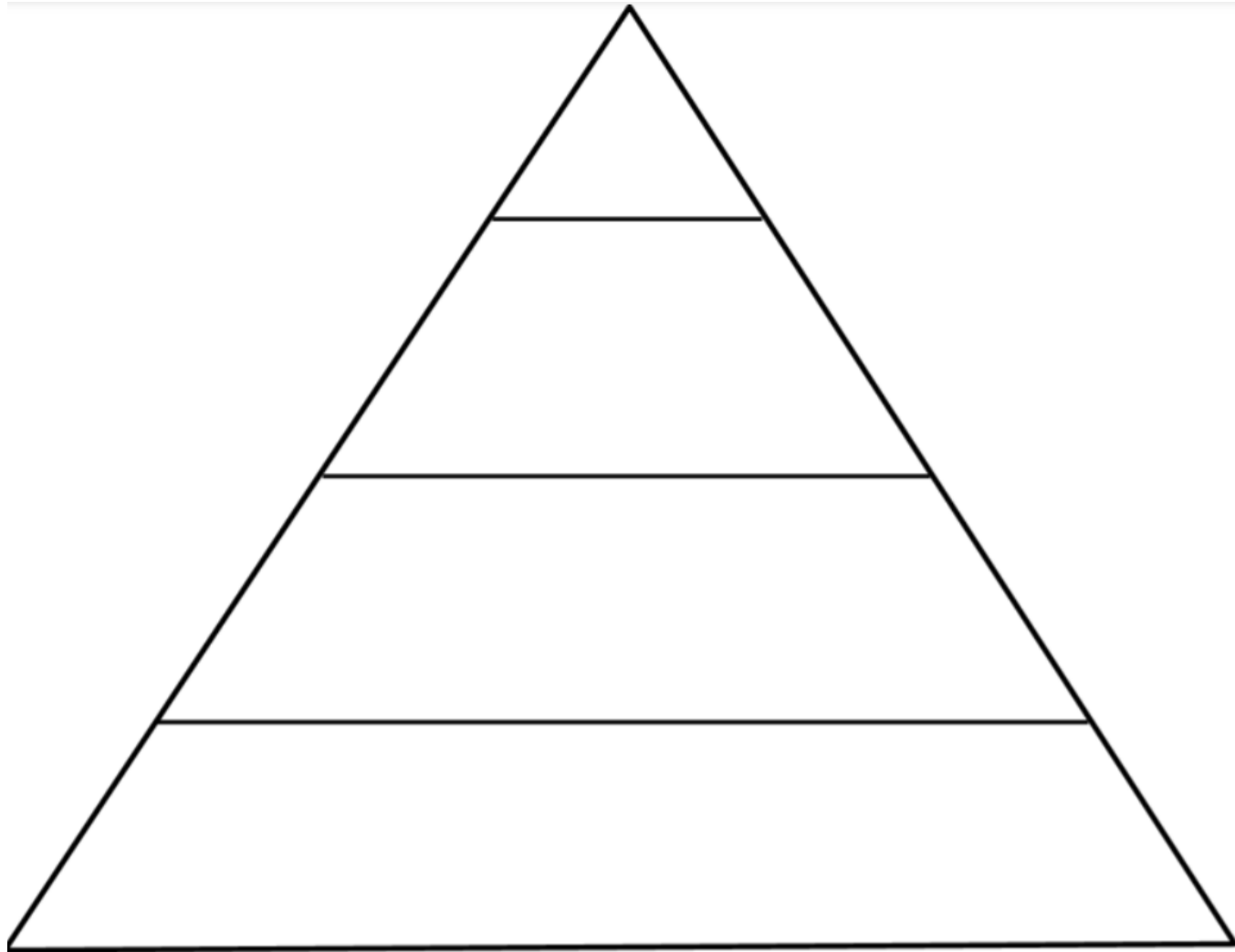
“Right after, the Iron Man pushed aside the boughs and came into the lane. Hogarth joined the farmers. Slowly they drove back down the lane, and creakily, with all his cogs humming, the Iron Man followed them that evening.”

When	Where	How
Words that tell us when the action happened. Right after -- that evening	Words that tell us where the action happened. aside -- into the lane -- down the lane	Words that tell us how the action happened. slowly -- creakily

Now, you try it on this paragraph from chapter 3. How many adverbs can you find? Use colours to show the types of adverbs:

“Everybody sat up. The tablecloth was sagging in the middle. As they watched the sag got deeper and all the food fell into it, dragging the tablecloth right down into the ground. The ground underneath was splitting and the tablecloth, as they watched, slowly folded and disappeared into the crack, and they were left staring at a jagged back crack in the ground. The crack grew, it widened, it lengthened, it ran between them. The mother and the girl were on one side and the father and the boy were on the other side. The little stove toppled into the growing crack with a clatter and the kettle quickly disappeared. They could not believe their eyes. They stared at the widening crack.”

Food Pyramid Template



Science

What is the Sun?

Learning Intention: I will use my research knowledge to create a quiz about the Sun.

Resources:

- ❖ Computer or device (if possible)
- ❖ Paper
- ❖ Pen

1. Watch the video about the sun and take notes.

<https://www.youtube.com/watch?v=VkW54j82e9U>

2. Complete the quiz about the video.

Q1. Is the sun a star?


Q2. How far away is the Sun from the Earth?

Q3. How long does it take sunlight to reach earth?

- a). 4mins
- b). 6mins
- c). 8mins
- d). 10mins

Q4. More than one million Earths could fit inside the sun.

True/False



Q5. List the types of elements that make up the sun.

3. Use the video you have already watched or at least one of the resources below to create 5 different questions for your classmates to answer. Use a variety of question types, like the quiz above.

<https://www.nasa.gov/sun>

<https://spaceplace.nasa.gov/all-about-the-sun/en/>

https://www.youtube.com/watch?v=2HoTK_Gqi2Q

4. Share your quiz on Google Classroom or send it to your teacher via Seesaw (photograph/typed) to share.

Extension: Play 'Helios' by clicking on the link. The game involves making hydrogen atoms collide and fuse together to create a helium atom. The process is called 'nuclear fusion' and is how the sun produces energy at its core.

<https://spaceplace.nasa.gov/helios-game/en/>