




Merrylands East Public School

Early Stage 1 - KINDERGARTEN





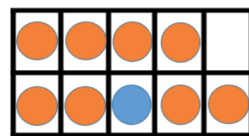
Unit of Work





Term 3 - Week 10


	Monday	Tuesday	Wednesday	Thursday	Friday
Task	Can you practice tying your shoelaces today?	Is your room tidy today?	Can you help fold the clothes today?	How could you help a family member today?	Can you help water some plants today?
Morning	<p>English Listen to I Can Sing a Rainbow with a family member.</p> <p>Reading Please check the online reading website. Your teacher may have a book for you to read.</p>	<p>English Sing Rock-a-Bye Your Bear to a family member. Can you hear the rhyming words?</p> <p>Reading Please check the online reading website. Your teacher may have a book for you to read.</p>	<p>English Sing This Old Man with Teddy Rock. Can you sing while using actions?</p> <p>Reading Please check the online reading website. Your teacher may have a book for you to read.</p>	<p>English Sing The Wheels on the Bus to a family member. Can you sing while using actions?</p> <p>Reading Please check the online reading website. Your teacher may have a book for you to read.</p>	<p>English Sing 5 Little Monkeys to a family member. Can you hear the rhyming words?</p> <p>Reading Please check the online reading website. Your teacher may have a book for you to read.</p>

	<p><u>Word Work</u> Learn one new common word from your book.</p> <p>Choose a word game from the activity list in your resource pack. You may like to watch the video on Seesaw.</p> <p>You may wish to listen to a story online: https://www.storylineonline.net/</p>	<p><u>Word Work</u> Learn one new common word from your book.</p> <p>Choose a word game from the activity list in your resource pack. You may like to watch the video on Seesaw.</p> <p>You may wish to listen to a story online: https://www.storylineonline.net/</p>	<p><u>Word Work</u> Learn one new common word from your book.</p> <p>Choose a word game from the activity list in your resource pack. You may like to watch the video on Seesaw.</p> <p>You may wish to listen to a story online: https://www.storylineonline.net/</p>	<p><u>Word Work</u> Learn one new common word from your book.</p> <p>Choose a word game from the activity list in your resource pack. You may like to watch the video on Seesaw.</p> <p>You may wish to listen to a story online: https://www.storylineonline.net/</p>	<p><u>Word Work</u> Learn one new common word from your book.</p> <p>Choose a word game from the activity list in your resource pack. You may like to watch the video on Seesaw.</p> <p>You may wish to listen to a story online: https://www.storylineonline.net/</p>
Break	Fruit Break	Fruit Break	Fruit Break	Fruit Break	Fruit Break
Middle	<p>Let's learn more about character. A character is a person, animal or thing from a play, song, book, musical or movie.</p> <p>Listen to the story <i>Belinda</i> or read a story from home and think about the characters in</p>	<p>Listen to the story <i>Belinda</i> again or read a story from home https://vimeo.com/418375702</p>  <p>Bessie, Old Tom and Belinda are the</p>	<p>Think about the story you read yesterday.</p>  <p>Think about why Bessie and Old Tom milk Belinda. What did they get from milking the</p>	<p>Think about the story you read yesterday. In the story, Belinda didn't want Old Tom to milk her. She ran away from him every time he tried.</p> <p>Miss Stretton's dog Ollie is very similar to Belinda. Ollie doesn't like to have</p>	<p>Listen to the story <i>Belinda</i> again or read a story from home https://vimeo.com/418373845</p>  <p>After reading, think about</p>

	<p>the story. https://vimeo.com/418373845</p> <p>After listening, think about who the main character is in the story. How do you know that is the main character? Draw a picture of the main character and write a message about them. You can use the yellow alphabet chart to help you. Use some of the new words you are learning in your message.</p> <p>You thought about Belinda today. Let's play a game to practice the letter b. https://www.scootle.edu.au/ec/viewing/L7853/ind</p>	<p>characters from the story. Think about Bessie and Old Tom. What is similar and different about them? Tell a family member your ideas.</p> <p>Draw a picture of the characters. Can you make a list of the similarities and differences of Bessie and Old Tom? You might like to fold your paper in half with similarities on one side and differences on the other side.</p> <p>Say Tom slowly. What sound do you hear at the end? You might like to play a game about final sounds. https://www.scootle.edu.au/ec/viewing/L7859/L78</p>	<p>cow? Tell a family member.</p> <p>You may like to watch a video about milking a cow just like Bessie milked Belinda: https://education.abc.net.au/home#!/media/30249/?id=30249</p> <p>Draw a picture of a cow and label your drawing. Write a message about what the cow gives us e.g. milk.</p> <p>You thought about a cow today. Say cow slowly. What sound do you hear at the beginning? Let's play a game to practice the letter c. https://www.scootle.edu.au/ec/viewing/L7853/ind</p>	<p>a bath, so when Miss Stretton tries to give him a bath, he runs away and jumps into the pool! Miss Stretton has to run and catch Ollie just like Old Tom tries to catch Belinda. Watch Ollie run and jump into the pool: https://www.youtube.com/watch?v=vejhnclE-v0</p> <p>Can you describe what Ollie did in the video? How is he similar to Belinda? Think about a time when you didn't want to do something like Belinda and Ollie. Did you end up doing it? why or why not? Draw a picture and write a message using your alphabet card.</p> <p>Today you thought about</p>	<p>how Old Tom dressed up like Bessie to milk Belinda. He is a very clever problem solver.</p> <p>Think about a time when you had a problem and you had to solve it e.g. you forgot to bring your hat to school or you saw someone fall over in the playground. How did you solve the problem? Tell a family member what you did.</p> <p>Draw a picture of your ideas and write a message about it. You can use the yellow alphabet card to help you.</p> <p>You may choose to play this game online to practise learning about sounds</p>
--	---	---	---	--	--

	ex.html#	59/index.html	ex.html#	Ollie. Say Ollie slowly. What sound do you hear? Let's play a game to practice the letter o. https://www.scootle.edu.au/ec/viewing/L7854/index.html	https://www.scootle.edu.au/ec/viewing/L7858/L7858/index.html
Break	Recess	Recess	Recess	Recess	Recess
Afternoon	<p>Mathematics <u>Number Talk</u></p>  <p>How many clothes are there on the clothing line? How do you know?</p> <p><u>Large number match:</u> You will need 3 pieces of white paper, markers and sticky notes or paper.</p>	<p>Mathematics <u>Number Talk</u></p>  <p>How many dots do you see? Remember to group and chunk the dots so it is easier to count. Explain to a family member how you get your answer.</p> <p><u>Which is heavier?</u> Miss Nguyen will need lots of Kindergarten helpers to help her carry</p>	<p>Mathematics <u>Number Talk</u></p>  <p>What do you see in this picture? What shapes do you see? How many of each shape are there?</p> <p><u>Make it '...' ball toss:</u> You will need 2 buckets or washing baskets, pegs or tape, socks or balls, papers and markers.</p>	<p>Mathematics <u>Number Talk</u></p>  <p>What can you see? What is the same and what is different? Explain your answer to a family member.</p> <p><u>Making tangrams</u> You will need paper and scissors. You might like to watch the video below to help you make your</p>	<p>Mathematics <u>Number Talk</u></p>  <p>How many counters do you see in this ten frame? What's the same and different?</p> <p><u>Light and Heavy</u> You will need some paper, pencil and colour pencils.</p> <p>Fold your paper in half.</p>

<p>Place and stick 3 pieces of white paper on the floor or the wall. Draw the numbers 1 – 10.</p>  <p>On sticky notes or cut up paper, make different sets for each number. Write the number using hand drawings, dice dots, and words.</p> <p>Hide the sticky notes or cut up paper (all 30 of them) around the room or house. Look around the room or house to find them.</p> <p>Sort the sticky notes or paper from 1-10.</p>	<p>the heaviest item. Which one is heavier? Have a look at the picture below and explain your answer to someone in your family.</p>  <p>PDHPE Today we are going to learn to gallop just like a horse.</p> <p>Galloping is stepping off one foot then sliding with the other foot in a forward direction. Weight is transferred from the front foot to the back foot with a small lift, before the front foot takes the next step. The stepping foot is always the front foot.</p>	<p>Cut the paper into squares to make ‘Make it...’ cards. Make cards up to 10 or more.</p>  <p>Label your baskets with the “Make it...” cards with pegs or tape. Fold a pair of socks so that one is wrapped around the other in a little ball. If not, you can use plastic balls.</p> <p>Ask a family member to put some socks or balls in each basket. The total in the basket should NOT match the total on the card. Now look at how many snowballs are in the basket or bucket and decide whether to add or take socks or</p>	<p>own tangram. https://vimeo.com/420479865</p> <p>If you would like a challenge, select a puzzle from https://nrich.maths.org/14074 and create different pictures using the 7 tangram pieces. Draw your favourite tangram creations in your workbook.</p> <p>HSIE We have been learning all about places that are special to us such as our school and our homes. One of the reasons these places are special to us is because of the people who are there. These people make up different groups that we</p>	<p>Write ‘Light’ in one column and ‘Heavy’ in the other column.</p>  <p>Think about and draw 5 different things that are ‘lighter’ and ‘heavier’ than Belinda, the cow.</p> <p>There are lots of objects and animals that you can include from the book in your drawings.</p> <p>Science Where does our food come from? Just like Belinda the cow gives milk to the farmer to make cheese and yoghurt, lots of our favourite foods</p>
---	---	---	---	--

	<p>PDHPE</p> <p>What are some safe and unsafe places to play? For example, safe places might be the park or backyard. Unsafe examples may include driveway, road and garden shed. What makes these places safe or unsafe?</p> <p>What makes our school playground safe? E.g. soft grass, line markings, railings on stairs railings on stairs, teachers on duty, etc. Can you list three playground rules that keep you safe? School playground rules may include no running on the concrete, taking turns on the play equipment, sit down</p>	<p>How it looks</p> <ol style="list-style-type: none"> 1. Arms should be bent and lifted to waist level at take-off. 2. Step forward with the lead foot followed by a step with the trailing foot to a position next to or behind the lead foot. 3. There needs to be a brief period where both feet are off the floor. <p>Activity: Freeze Gallop Try this as an alternative to Freeze Dance. Play some fun country or western music and practice galloping like horses. When the music stops you must freeze in a horse pose.</p> <p>Activity: Red Light, Green Light Race Ask your family to gather</p>	<p>balls out in order to make the basket equal the number on the card.</p>  <p>If there are 2 socks or balls in the basket and the card says “Make it 5,” they’ll need to put 3 more because 2 and 3 more make 5.</p> <p>Repeat this game using different ‘Make it...’ cards.</p> <p>Creative Arts (Drama) In the morning you read a story about a cow called Belinda who lives on a farm. What other animals live on a farm?</p>	<p>belong to.</p> <p>What are some different types of groups people belong to? There are class groups, your school, your sporting team, family, a church group, dance groups, language groups etc.</p> <p>Can you think of four groups that you belong to? Talk to a parent or family member about the groups that you belong to. What do you like about them? What makes them special? Can you think of special places that go with each of your special groups? E.g. Our Kindergarten group goes to MEPS or a Dance group goes to a dance studio.</p>	<p>come from a farm such as fresh fruit and vegetables, eggs and meat. Can you think of some foods we get from a farm? You can watch this video to help you: https://www.pbslearningmedia.org/resource/evscps.sci.life.getfrom/what-do-you-get-from-that/</p> <p>Go to your kitchen and look for different food items that come from the farm. Draw 5 food items on a piece of paper and label where they are from e.g. ‘We get milk from a cow’ or ‘Farmers grow carrots in the ground.’</p>
--	---	--	---	---	--

	<p>while eating.</p> <p>Draw a picture of yourself making a safe choice in the school playground. Label your picture to show the features that make it safe e.g. a teacher watching or gates around the playground.</p>	<p>together to have a horse race. Have a parent or another family member act as the 'farmer' 'Race Master', everyone else playing will be 'horses' lining up at the barrier. The farmer will say "Green light!" when the horses are allowed to gallop towards them and "Red light!" when the horses are to freeze. You can also set up an obstacle course by placing objects around your yard such as jumping over a rope, hopping in and out of a plastic hoop etc.</p>	<p>Can you pretend to be these different animals? Think of a farm animal in your head and don't tell anyone. Is this animal big or small? Are they fast or slow? Move around like your animal would and see if your family can guess what you are. Play again with a different animal or ask a family member to have a turn and see if you can guess what they are.</p>	<p>Draw a picture of your four groups and write a message about each. For example "I belong to Kindergarten Kindness"</p>	
End of day					